



Press Release

Central Agency for Public Mobilization And Statistics

On the occasion of World Population Day

7.8 billion is the world population in July 2020

Central Agency for Public Mobilization and Statistics (CAPMAS) issued on 11 / 7 / 2020 a press release on the occasion of World Population Day which takes place on July 11 annually, such celebration started since 1987 when the world total population reached five billion in order to draw attention to population issues particularly population growth, health, education and poverty reduction. The celebration theme of this year 2020 is to raise awareness of women's and girls' needs for sexual and reproductive health and vulnerabilities during COVID-19 pandemic.

World Population Status:

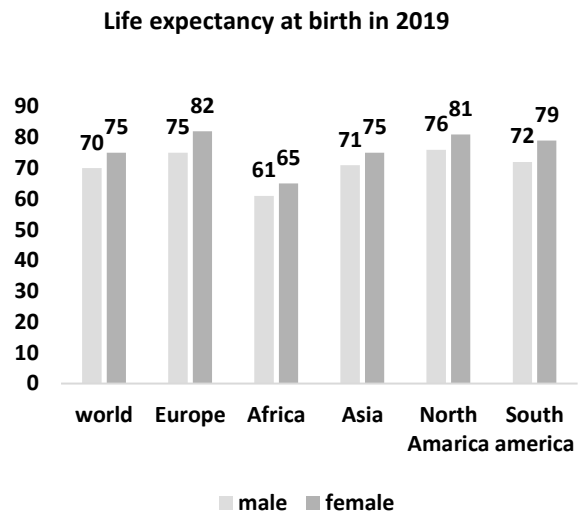
According to United Nations population division estimates

- World population stood at 7.8 billion on July, 2020
 - 1.3 billion live in more developed countries.
 - 6.5 billion live in less developed countries.

According to Population Reference Bureau in Washington estimates

- World population is projected to reach 9.9 billion by mid-2050.
- Rate of natural increase worldwide is 1.1% in 2019. In most developed countries, the rate is leaning toward zero (0%) Such as Austria 0.0%, Belgium 0.1%, Denmark 0.1%, meanwhile, the rate in poor countries such as Chad increases to 3.3%.
- Infant mortality rate in the world is 31 children per thousand live births in 2019. This rate drops to only two children in countries like Sweden, while the rate rises to 83 children in countries like Central African Republic.
- Average total fertility rate in 2019 worldwide was 2.4 children per woman in childbearing age, this rate decreases to one child in South Korea, while it reaches 7 children in a country like Niger.
- 61% is the percentage of married women using any method of contraception in the age group (15-49 years) worldwide in 2019, and this percentage rises in countries like Norway to reach 88%, and the lowest percentage was in Chad by 6%.

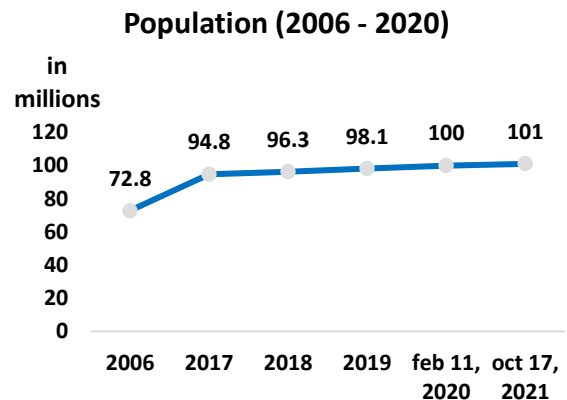
- Life expectancy at birth in 2019 worldwide was 70 years for males, 75 years for females. In Europe 75 years for males, 82 years for females, in Africa 61 years for males, 65 years for females, in Asia 71 years for males, compared to 75 years for females, in North America 76 years for males, 81 years for females, and in South America 72 years for males, compared to 79 years for females.



Egypt Population Status

According to CAPMAS estimates in 2020:

- Egypt population increased from 72.8 million in 2006 to 94.8 million in 2017 (the last census) and increased to 100 million at February 11, 2020, with an increase of 5.2 million from the last census (51.5% males and 48.5% females). The sex ratio is 106.2 males per 100 females, It is expected to reach 101 million on October 17, 2020.

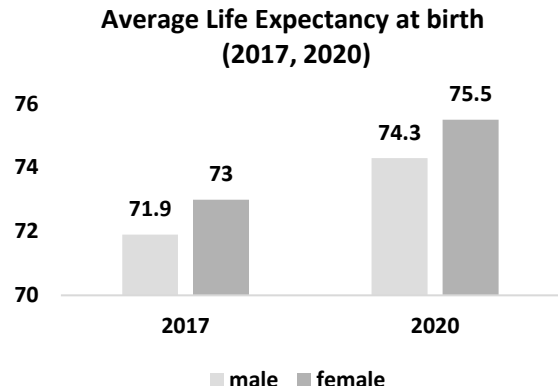


- Cairo is the largest governorate, with a population of 9.9 million people, followed by Giza with 9.1 million in 1/1/2020.
- Egyptian society is considered a young society as age group (less than 15 years) constitutes one- third of the population by 34.1% while the percentage of the elderly population (65 +) is only 4.1% at the beginning of 2020.
- Percentage of urban population reached 42.8%, while rural population was 57.2% in 2020.
- Total age dependency rate of Egypt, which is the ratio of population who are not in the working age to those in the working age, recorded 62% in January 2020, meaning that every 100 individuals support 62 persons.
- Population density increased from 71.5 persons / km² in 2006 to 98.⁹ persons / km² in 2019.

According to future population projections

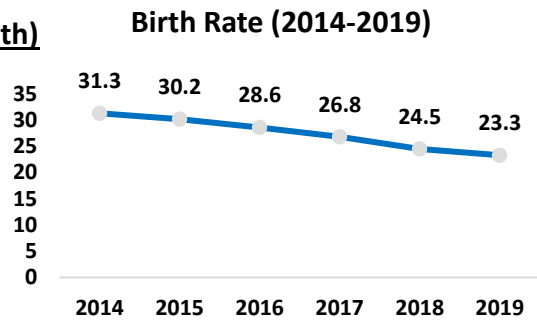
(2017-2052):

- Average Life expectancy at birth for males increased from 71.9 years in 2017 to 72.7 years in 2020, and for females from 74.3 years in 2017 to 75.1 years in 2020.

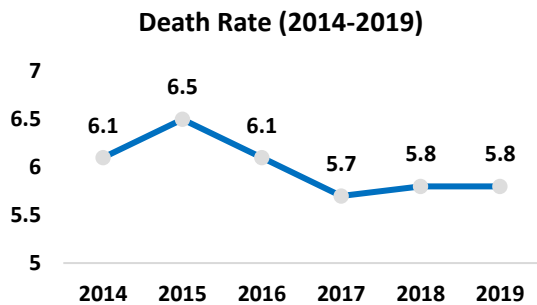


According to vital statistics data (Births, death) between (2014-2019):

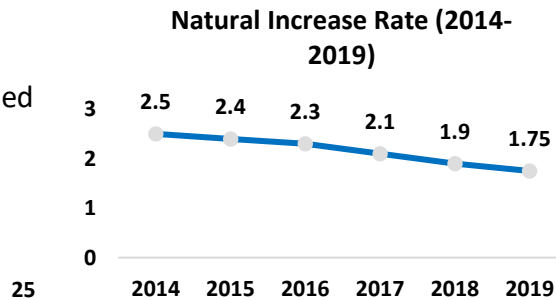
- Birth rate in Egypt declined from 28.6 per thousand in 2016 to 26.8 per thousand in 2017 and then declined again in 2019 to 23.3 per thousand.



- Number of deaths in Egypt decreased slightly from 556 thousand at rate of 6.1 per thousand in 2016 to 547 thousand at rate of 5.7 per thousand in 2017. It was noted that the number of deaths increased in 2019 to 571 thousand at rate of 5.8 per thousand.



- Egypt's natural increase rate has dropped from 2.5% in 2014 to 1.75% in 2019.



According to Labor Force Survey data 2019:

- Estimated size of labor force of total population (15 years and over) was 28.3

